

# **BHARAT INSTITUTE OF ENGINEERING AND TECHNOLOGY**

Mangalpally (Village), Ibrahimpatnam (Mandal), Ranga Reddy (District), Telangana-501510

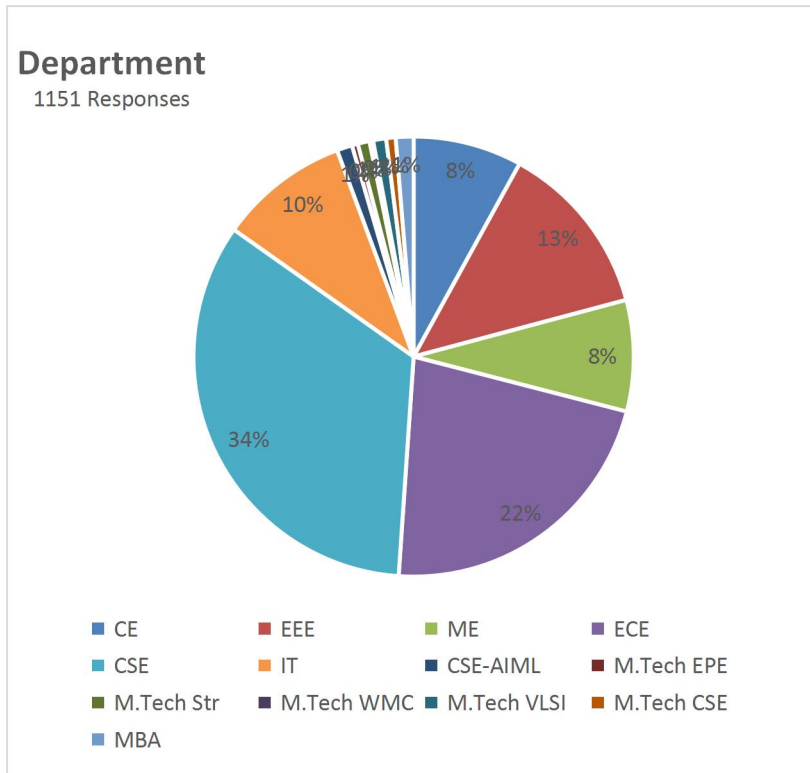
---

## **Student Satisfaction Survey**

**2020-2021**

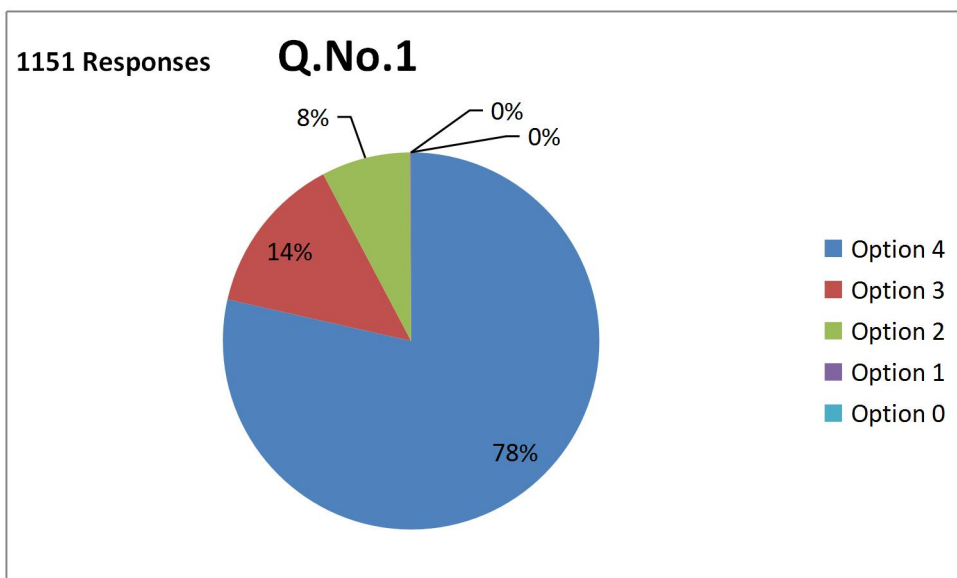
The student satisfaction survey was presented by Principal on 18th August 2021 in the IQAC meeting. The following action point was taken to fulfill the needs of students. It was decided to focus on the low rating areas given by the students. The same will be communicated to all the stakeholders of the institute to improve the ratings in the forthcoming academic years. Mostly the areas like inculcation of life and employability skills and the use of ICT while teaching. Hence, the efforts will be taken to improve on them by taking the necessary steps from all the stakeholders. The detailed analysis of the survey is given below for the reference of all the stakeholders.

**Total Responses: 1151**



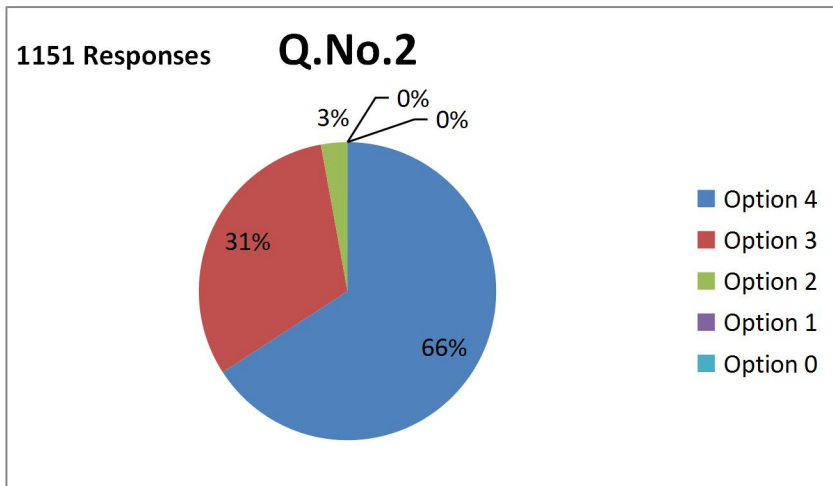
**1. How much of the syllabus was covered in the class?**

- 4: 85 to 100%
- 3: 70 to 84%
- 2: 55 to 69%
- 1: 30 to 54%
- 0: Below 30%



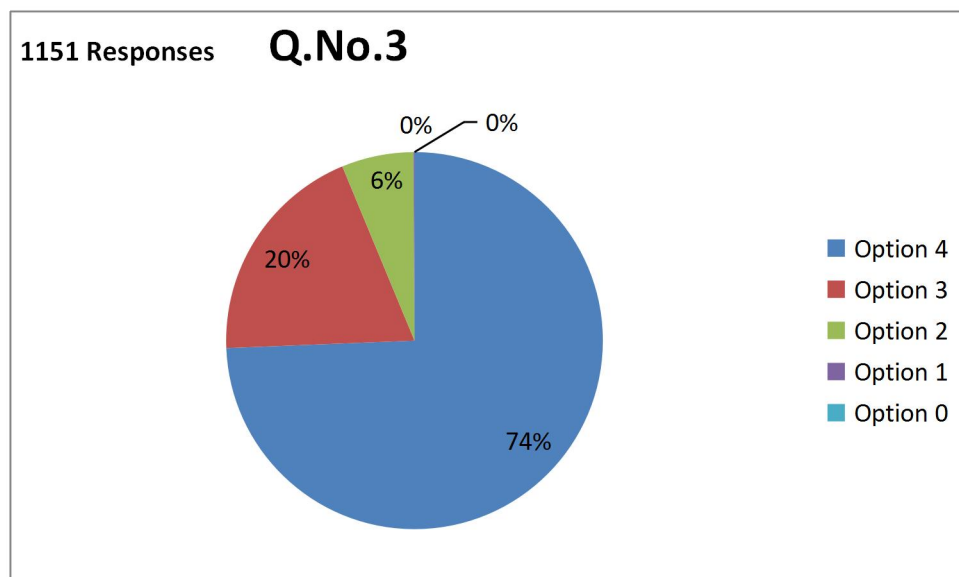
**2. How well did the teachers prepare for the classes?**

- 4 –Thoroughly
- 3 – Satisfactorily
- 2 – Poorly
- 1 – Indifferently
- 0 – Won't teach at all.



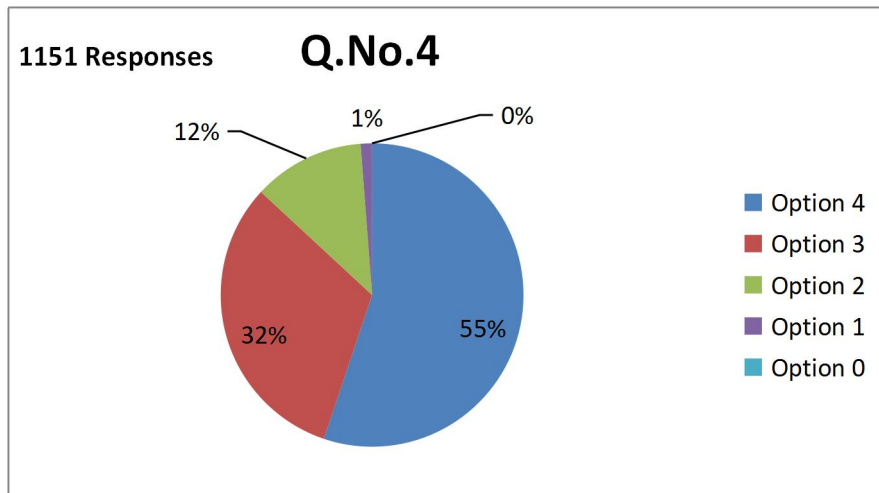
**3. How well were the teachers able to communicate?**

- 4 – Always effective
- 3 – Sometimes effective
- 2 – Just satisfactorily
- 1– Generally ineffective
- 0– Very poor communication



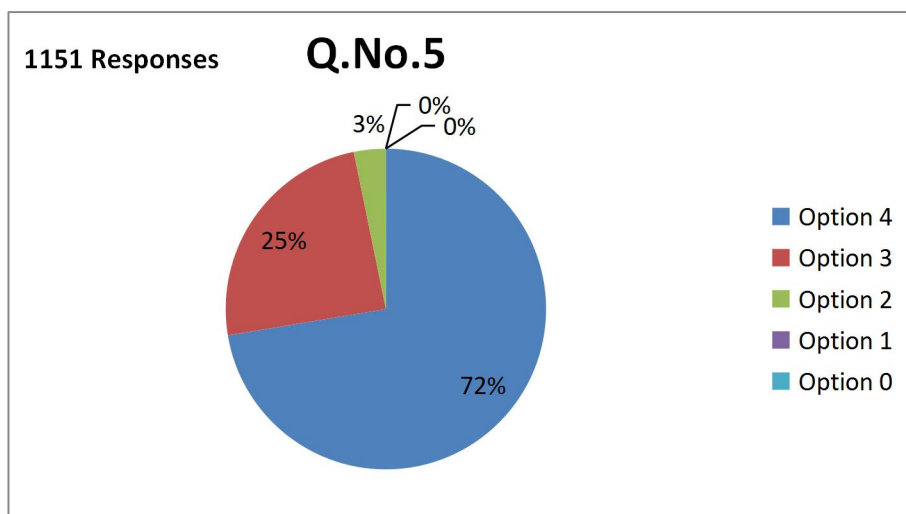
**4. The teacher's approach to teaching can best be described as**

- 4- Excellent
- 3 – Very good
- 2 – Good
- 1 – Fair
- 0- Poor



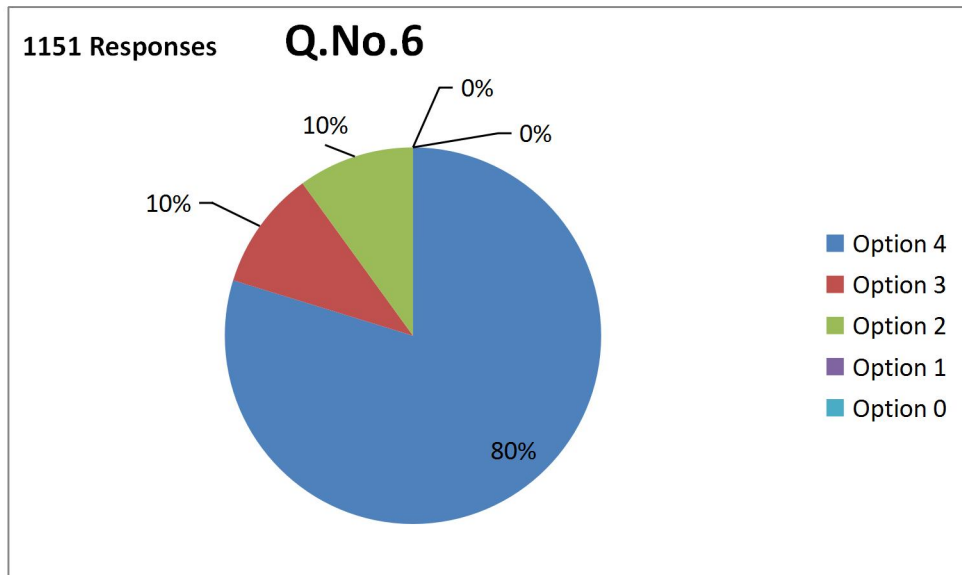
**5. Fairness of the internal evaluation process by the teachers.**

- 4 – Always fair
- 3 – Usually fair
- 2 – Sometimes unfair
- 1 – Usually unfair
- 0- Unfair



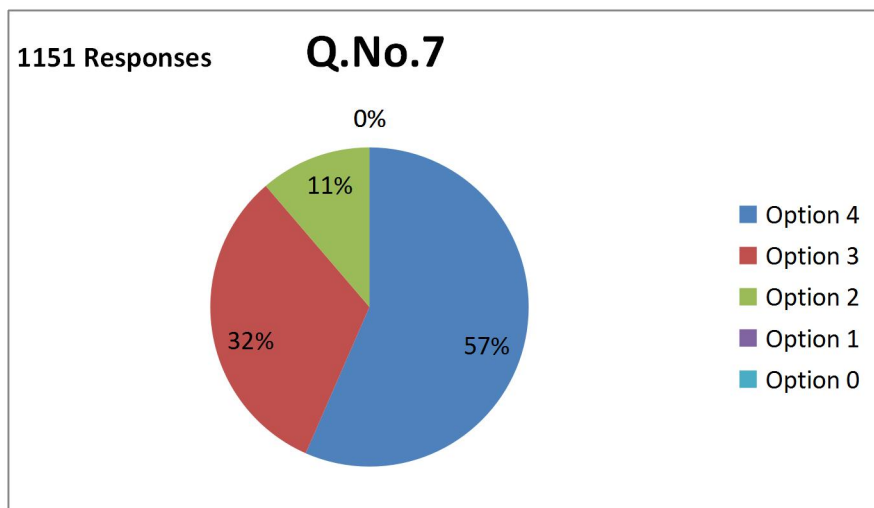
**6. Was your performance in assignments discussed with you?**

- 4 – Every time
- 3 – Usually
- 2 – Occasionally/Sometimes
- 1 – Rarely
- 0– Never



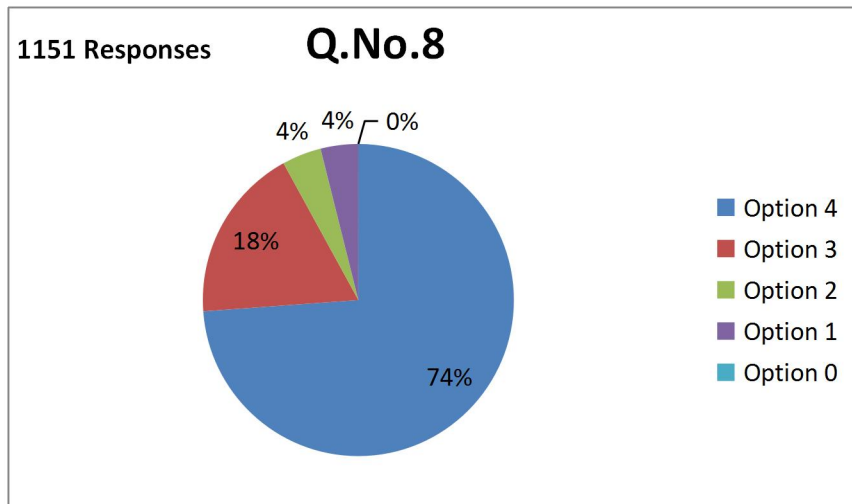
**7. The institute takes active interest in promoting internship, student exchange, field visit opportunities for students.**

- 4 – Regularly
- 3 – Often
- 2 – Sometimes
- 1 – Rarely
- 0– Never



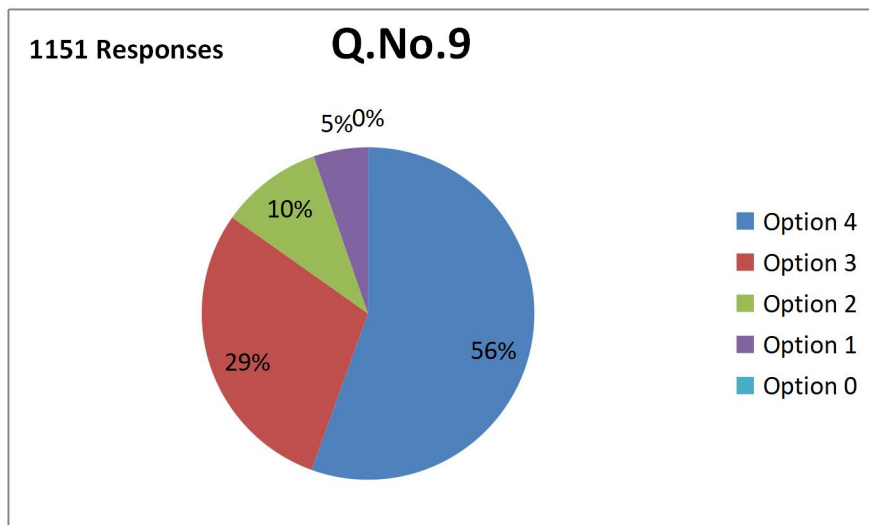
**8. The teaching and mentoring process in your institution facilitates you in cognitive, social and emotional growth.**

- 4 – Significantly
- 3 – Very well
- 2 – Moderately
- 1 – Marginally
- 0– Not at all



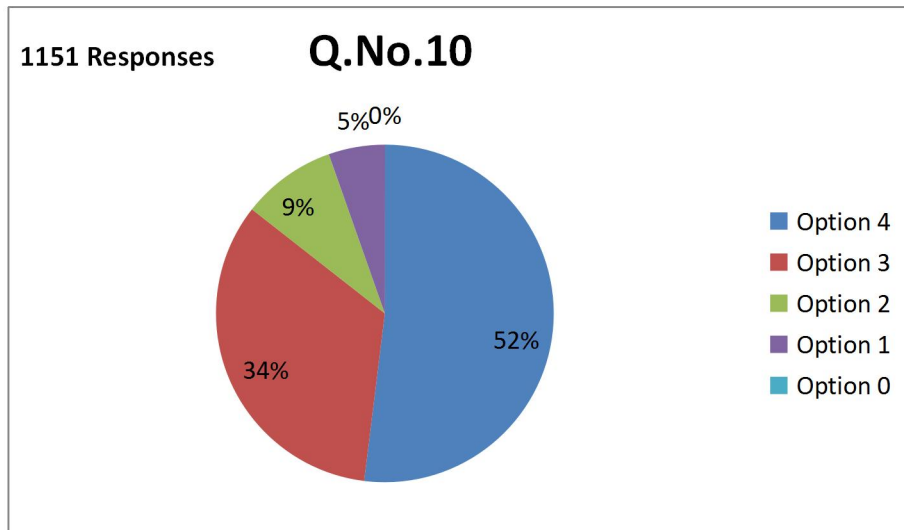
**9. The institution provides multiple opportunities to learn and grow.**

- 4 – Strongly agree
- 3 – Agree
- 2 – Neutral
- 1 – Disagree
- 0– Strongly disagree



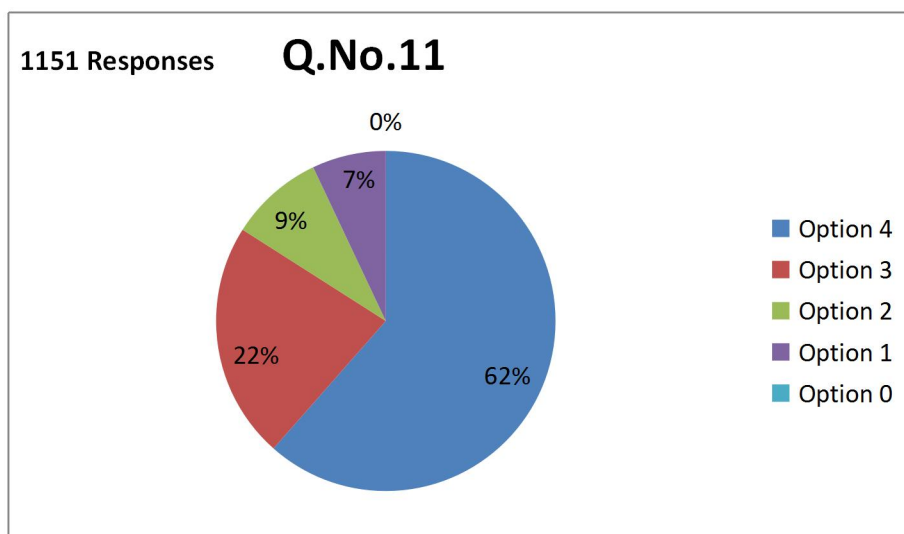
**10. Teachers inform you about your expected competencies, course outcomes and programme outcomes.**

- 4 – Every time
- 3 – Usually
- 2- Occasionally/Sometimes
- 1 – Rarely
- 0– Never



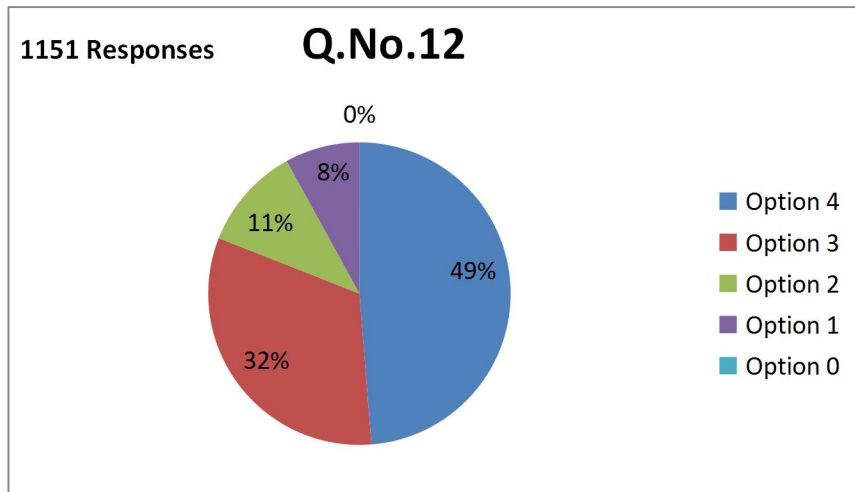
**11. Your mentor does a necessary follow-up with an assigned task to you.**

- 4 – Every time
- 3 – Usually
- 2 – Occasionally/Sometimes
- 1 – Rarely
- 0 – I don't have a mentor



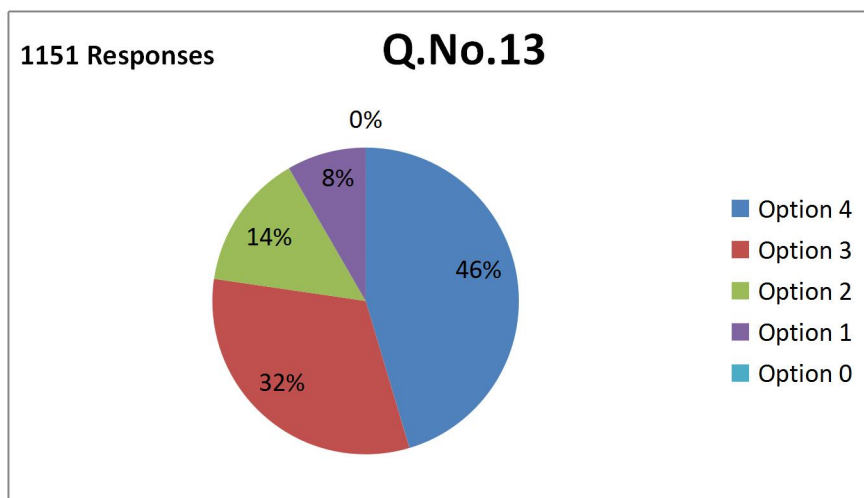
**12. The teachers illustrate the concepts through examples and applications.**

- 4 – Every time
- 3 – Usually
- 2 – Occasionally/Sometimes
- 1– Rarely
- 0 – Never



**13. The teachers identify your strengths and encourage you with providing right level of challenges.**

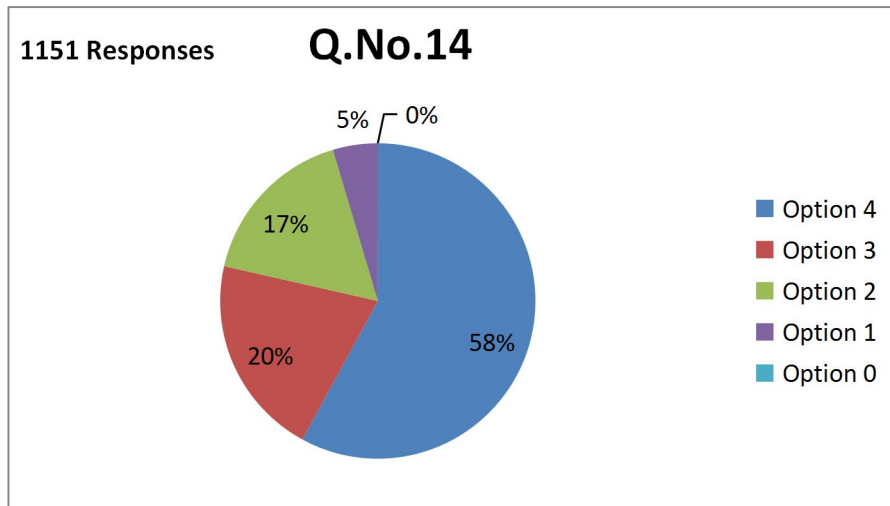
- 4 – Fully
- 3 – Reasonably
- 2 – Partially
- 1 – Slightly
- 0– Unable to





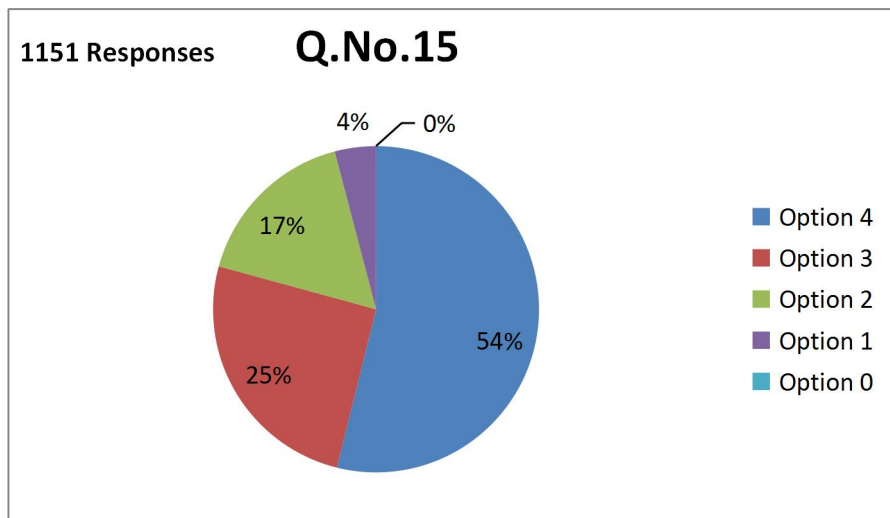
**14. Teachers are able to identify your weaknesses and help you to overcome them.**

- 4 – Every time
- 3 – Usually
- 2 – Occasionally/Sometimes
- 1 – Rarely
- 0 – Never



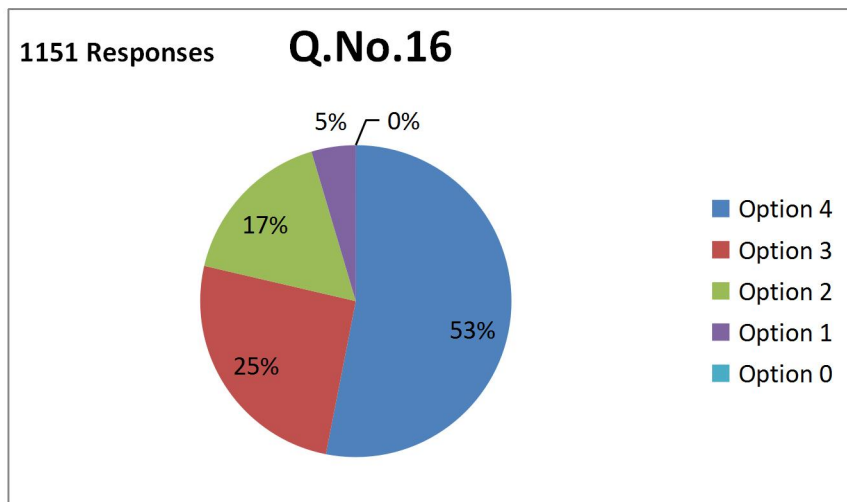
**15. The institution makes effort to engage students in the monitoring, review and continuous quality improvement of the teaching learning process.**

- 4 – Strongly agree
- 3 – Agree
- 2 – Neutral
- 1 – Disagree
- 0 – Strongly disagree



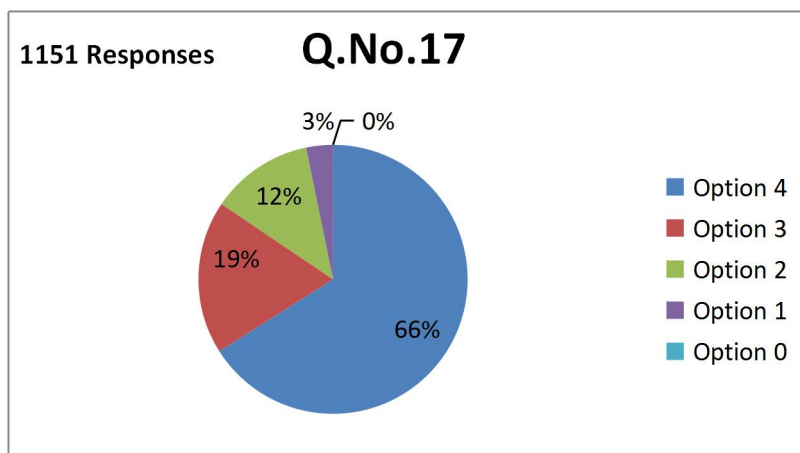
**16. The institute/ teachers use student centric methods, such as experiential learning, participative learning and problem solving methodologies for enhancing learning experiences.**

- 4 – To a great extent
- 3 – Moderate
- 2 – Some what
- 1 – Very little
- 0 – Not at all



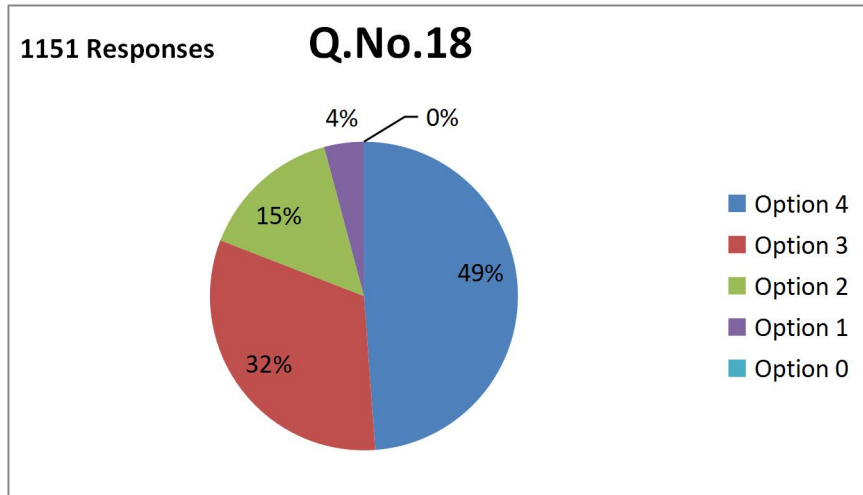
**17. Teachers encourage you to participate in extracurricular activities.**

- 4 – Strongly agree
- 3 – Agree
- 2 – Neutral
- 1 – Disagree
- 0 – Strongly disagree



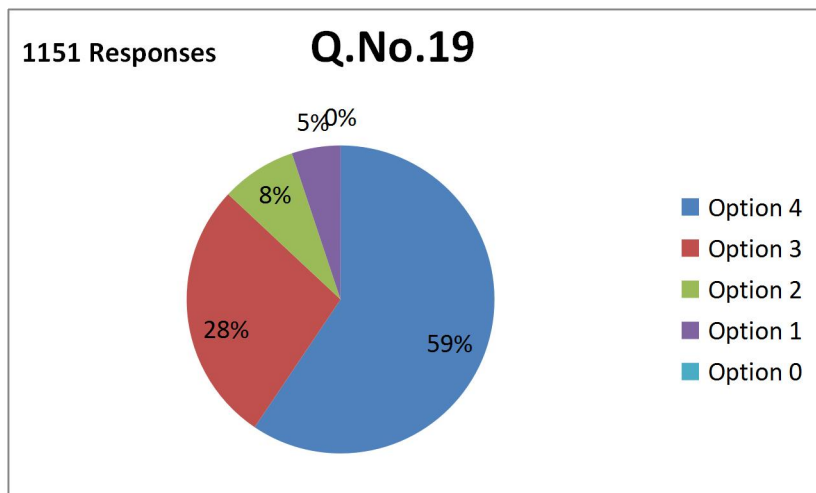
**18. Efforts are made by the institute/ teachers to inculcate soft skills, life skills and employability skills to make you ready for the world of work.**

- 4 – To a great extent
- 3 – Moderate
- 2 – Some what
- 1 – Very little
- 0 – Not at all



**19. What percentage of teachers use ICT tools such as LCD projector, Multimedia, etc. while teaching.**

- 4 – Above 90%
- 3 – 70 – 89%
- 2 – 50 – 69%
- 1 – 30 – 49%
- 0 – Below 29%



**20. The overall quality of teaching-learning process in your institute is very good.**

- 4 –Strongly agree
- 3 – Agree
- 2 – Neutral
- 1 – Disagree
- 0 – Strongly disagree

